

# Class for book covers and dust jackets

bookcover.cls

v1.1.1 (2016/06/08)

Tibor Tómacs


[tomacs@ektf.hu](mailto:tomacs@ektf.hu)

## Contents

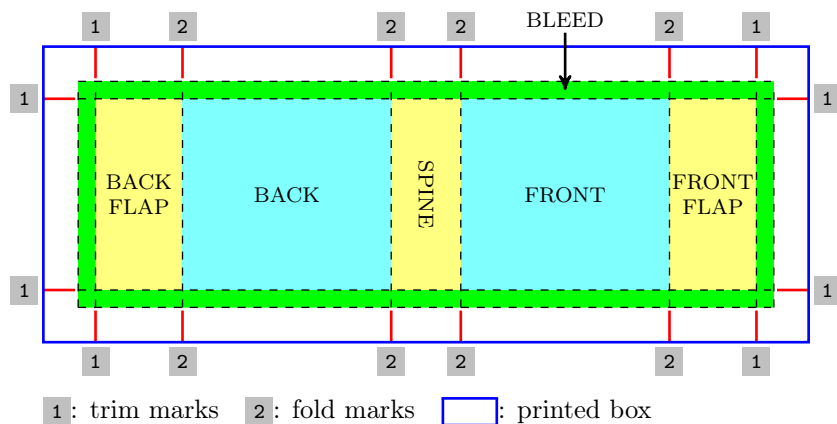
<b>1</b>	<b>Book cover parts and sizes</b>	<b>1</b>
1.1	Sizes	1
1.2	Trimmed version	2
1.3	Background parts	2
1.4	Foreground parts	3
<b>2</b>	<b>Description</b>	<b>4</b>
2.1	Loading class	4
2.2	Commands	4
2.2.1	Background colors	4
2.2.2	Background pictures	5
2.2.3	Background TikZ figures	5
2.2.4	First foreground	6
2.2.5	Second foreground	6
2.2.6	Making book cover	6
2.3	Layers	7
<b>3</b>	<b>Examples</b>	<b>7</b>
3.1	A dust jacket	7
3.2	A two-sided book cover	9
3.3	Drawing bar code by pst-barcode package	12
<b>4</b>	<b>Implementation</b>	<b>13</b>

## 1 Book cover parts and sizes

In the following picture we can see a typical dust jacket. Its main parts are back flap, back, spine, front and front flap. Typographically, a book cover is a dust jacket without flaps, the only difference is that the book cover is a fixed part of the book, whereas the dust jacket is removable.

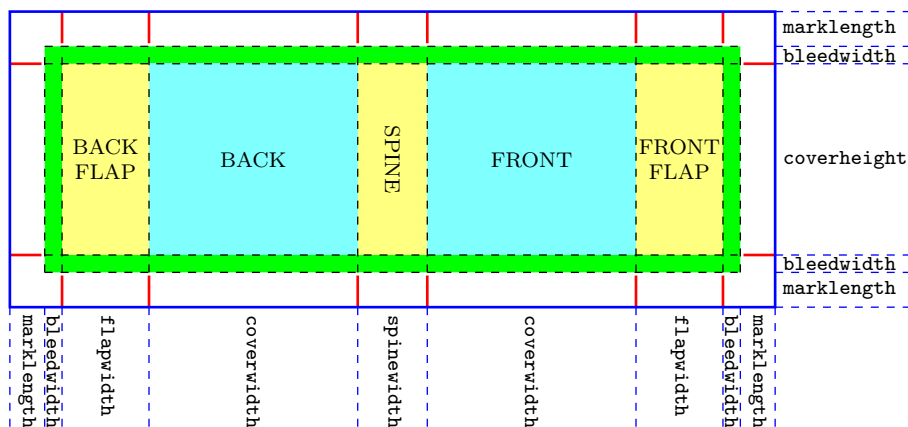


When we prepare a cover for printing, some marks are needed to know where to trim or fold the paper. These marks determine a special area of the sheet, which is called “bleed” (see the next figure). The background will be expanded onto the bleed, taking account of slight inaccuracy when trimming.




## 1.1 Sizes

We have to give the following sizes to prepare a cover: coverwidth, coverheight, spinewidth, flapwidth, marklength, bleedwidth.



## 1.2 Trimmed version

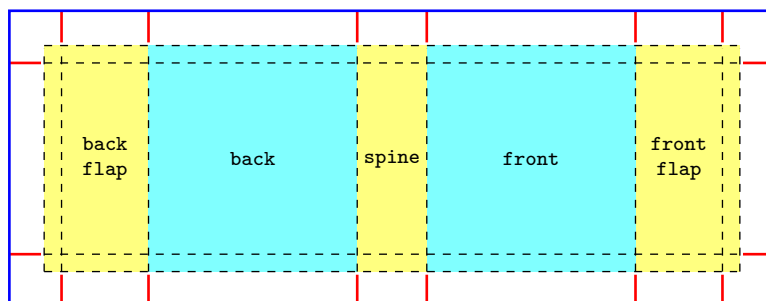
After trimming we get the following result:

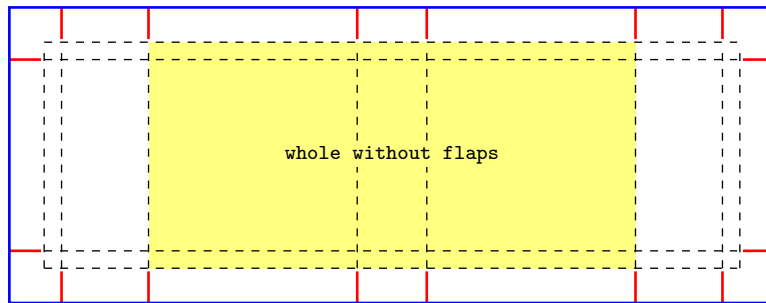
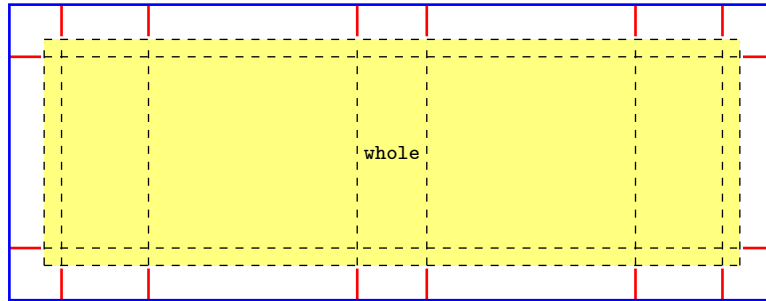


## 1.3 Background parts

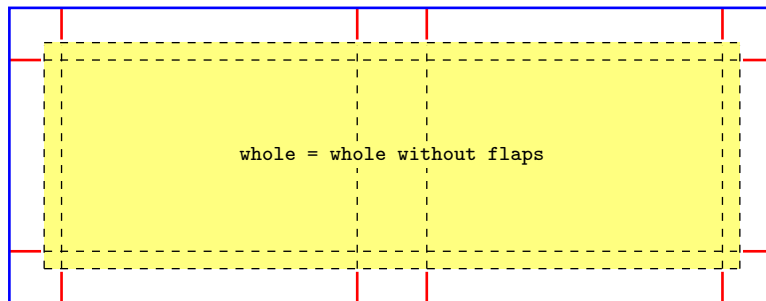
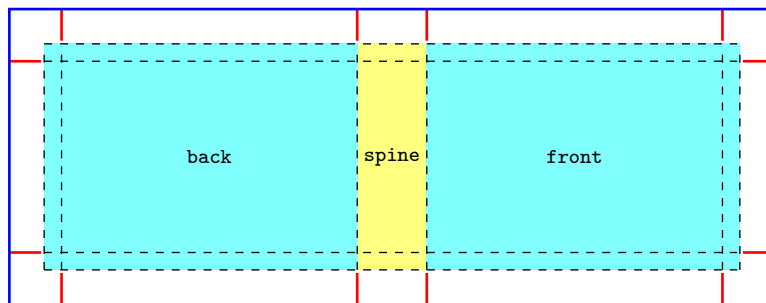
Important: The bleed is a part of the background!

In case flapwidth>0mm





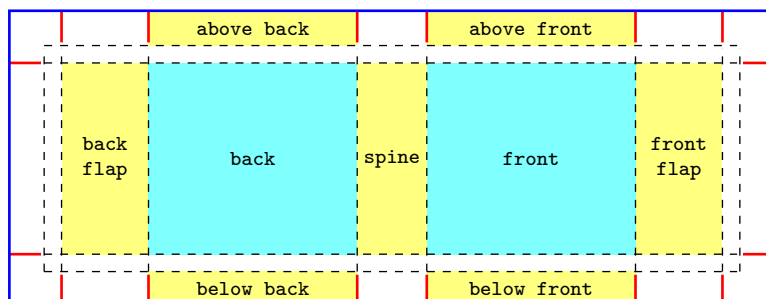
In case flapwidth=0mm



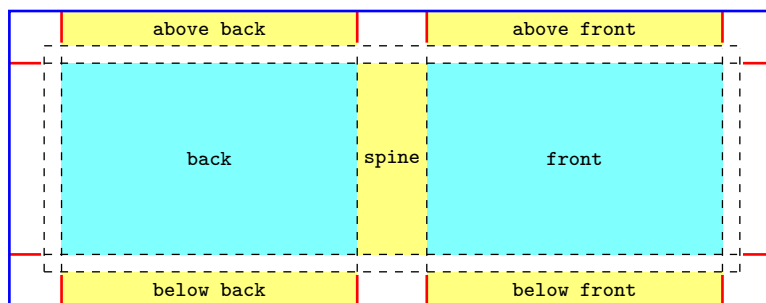
## 1.4 Foreground parts

Important: The bleed is not part of the foreground!

In case flapwidth>0mm



In case flapwidth=0mm



## 2 Description

### 2.1 Loading class

The class `bookcover` requires the services of the class `article` and the following packages: `kvoptions`, `geometry`, `graphicx`, `calc`, `xcolor`, `ifthen`, `tikz`, `eso-pic`, `textpos`.

Load the class as usual, with

```
\documentclass[options]{bookcover}
```

book cover size options (see Subsection 1.1)		default values
<code>coverwidth=</code>	$\langle length \rangle$	170mm
<code>coverheight=</code>	$\langle length \rangle$	240mm
<code>spinewidth=</code>	$\langle length \rangle$	5mm
<code>flapwidth=</code>	$\langle length \rangle$	0mm
<code>marklength=</code>	$\langle length \rangle$	10mm
<code>bleedwidth=</code>	$\langle length \rangle$	5mm
other options		
<code>markthick=</code>	$\langle length \rangle$	Thickness of marks (default value: 0.4pt).
<code>markcolor=</code>	$\langle color \rangle$	Color of marks (default value: red).
10pt		Normal font size is 10 pt (default).
11pt		Normal font size is 11 pt.
12pt		Normal font size is 12 pt.
<code>grid</code>		Grid for checking sizes.
<code>bgtikznodes</code>		See Subsubsection 2.2.3.
<code>bgtikzclip</code>		See Subsubsection 2.2.3.
<code>trimmed</code>		It shows trimmed version (see Subsection 1.2).

Example:

```
\documentclass[flapwidth=50mm,spinewidth=15mm]{bookcover}
```

### 2.2 Commands

This class defines two commands:

```
\setbookcover{<main layer>}{<part>}{<content>}
```

$\langle main\ layer \rangle$  (see the following subsections)

`bgbcolor`, `bgpic`, `bgtikz`, `fgfirst`, `fgsecond`

The  $\langle part \rangle$  and the  $\langle content \rangle$  depend on the  $\langle main\ layer \rangle$  (see the following subsections).

```
\makebookcover
```

### 2.2.1 Background colors

`\setbookcover{bgcolor}{<background part>}{<colors>}`

*<background part>* (see Subsection 1.3)

back, front, spine, front flap, back flap, whole without flaps, whole

*<colors>* (options of command `\fill` of package `tikz`)

color=*<color name>* (See *<color name>* in the package `xcolor`.)

top color=*<color name>*

bottom color=*<color name>*

middle color=*<color name>*

inner color=*<color name>*

outer color=*<color name>*

ball color=*<color name>*

shading angle=*<degrees>* (This rotates the shading by the given angle.)

*Example:*

```
\setbookcover{bgcolor}{whole without flaps}{
  top color=white, bottom color=blue!50!black, shading angle=60}
```

### 2.2.2 Background pictures

`\setbookcover{bgpic}{<background part>}{<picture file>}`

*<background part>* (see Subsection 1.3)

back, front, spine, front flap, back flap, whole without flaps, whole

The picture will be rescaled according to the sizes of the current background part.

*Example:*

```
\setbookcover{bgpic}{front flap}{fig.png}
```

### 2.2.3 Background TikZ figures

`\setbookcover{bgtikz}{<background part>}{<tikz code>}`

*<background part>* (see Subsection 1.3)

back, front, spine, front flap, back flap, whole without flaps, whole

The TikZ figure will be placed to the upper left corner of the current background part, without resizing.

*Example:*

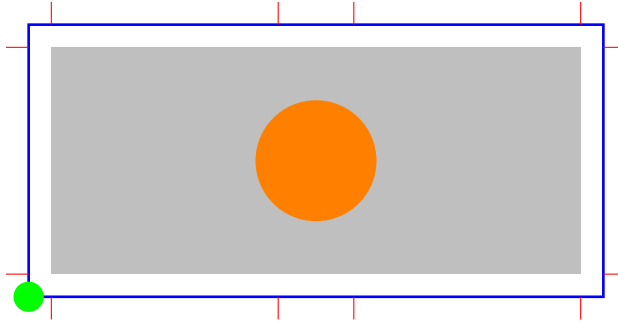
```
\setbookcover{bgtikz}{back}{
  \fill[blue] (0mm,250mm)--(100mm,250mm)--(100mm,245mm)--(0mm,110mm)--cycle;
  \fill[yellow] (5mm,5mm)--(175mm,245mm)--(175mm,0mm)--(5mm,0mm)--cycle;}
```

Using the option `bgtikznodes` of the document class:

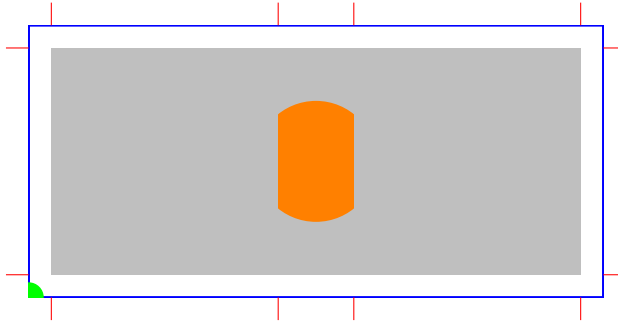
- the origin moves to the lower left corner of the current background part;
- two nodes come into being: **current part** and **current trimmed part**. (Thank Zunbeltz Izaola for the idea.)

*Example:*

```
\setbookcover{bgtikz}{whole}{
  \draw[blue] (current part.south west) rectangle (current part.north east);
  \fill[gray] (current trimmed part.south east) rectangle (current trimmed part.north west);
  \fill[green] (0,0) circle [radius=2mm];}
\setbookcover{bgtikz}{spine}{
  \fill[orange] (current part.center) circle [radius=8mm];}
```



The option `bgtikzclip` of the document class works like `bgtikznodes`, but it clips the current part. For example, the output of the previous code with option `bgtikzclip`:



#### 2.2.4 First foreground

`\setbookcover{fgfirst}{\langle foreground part \rangle}{\langle content \rangle}`

*\langle foreground part \rangle* (see Subsection 1.4)

back, front, spine, front flap, back flap,  
above front, below front, above back, below back

The first foreground is the top layer of the book cover (see Subsection 2.3).

*Example:*

```
\setbookcover{fgfirst}{spine}{
  \vfill
  \begin{center}
    \rotatebox[origin=c]{90}{\bfseries Annales Mathematicae et Informaticae}
  \end{center}
  \vfill}
```

#### 2.2.5 Second foreground

`\setbookcover{fgsecond}{\langle foreground part \rangle}{\langle content \rangle}`

*\langle foreground part \rangle* (see Subsection 1.4)

back, front, spine, front flap, back flap

The second foreground is under the first foreground (see Subsection 2.3).

*Example:* The following code puts a picture behind the ‘TEXT’ on the front cover:

```
\setbookcover{fgsecond}{front}{
  \vfill
  \begin{center}
    \includegraphics[width=80mm]{pic.png}
  \end{center}
  \vfill}
\setbookcover{fgfirst}{front}{
```

```

\vfill
\begin{center}
  TEXT
\end{center}
\vfill}

```

## 2.2.6 Making book cover

### `\makebookcover`

This command makes the book cover by using contents of background and foreground.

## 2.3 Layers

In the following table we can see the hierarchy of the layers:

fgfirst	above front, below front, above back, below back back, front, spine, front flap, back flap	<i>top layer</i>
fgsecond	back, front, spine, front flap, back flap	↑
bgtikz	back, front, spine, front flap, back flap whole without flaps whole	↑ ↑ ↑
bgpic	back, front, spine, front flap, back flap whole without flaps whole	↑ ↑ ↑
bgcolor	back, front, spine, front flap, back flap whole without flaps whole	↑ ↑ <i>bottom layer</i>

For example, in case

```

\setbookcover{bgpic}{whole}{fig1.jpg}
\setbookcover{bgpic}{front}{fig2.jpg}
\setbookcover{fgsecond}{front}{fig3.jpg}
\setbookcover{fgfirst}{front}{TEXT}

```

the TEXT is above the fig3.jpg, the fig3.jpg is above the fig2.jpg and the fig2.jpg is above the fig1.jpg.

## 3 Examples

### 3.1 A dust jacket

```

\documentclass[11pt,spinewidth=25mm,coverwidth=150mm,coverheight=200mm,flapwidth=60mm]{bookcover}
\usepackage{contour,lipsum}
\contourlength{1pt}
\definecolor{lightbrown}{RGB}{176,88,0}
\colorlet{title}{yellow!60!black}
\begin{document}

% Black background color on the whole cover
\setbookcover{bgcolor}{whole}{color=black}

% Brown background picture on the whole cover, without the flaps
\setbookcover{bgpic}{whole without flaps}{./figures/bg.jpg}

% Vertical light brown transparent trails on the back cover by a tikz code
\setbookcover{bgtikz}{back}{
  \fill[opacity=0.3,color=lightbrown]

```

```

(0mm,0mm) rectangle (20mm,210mm) (100mm,0mm) rectangle (150mm,210mm);}

% Vertical light brown transparent trails on the front cover by a tikz code
\setbookcover{bgtikz}{front}{
  \fill[opacity=0.3,color=lightbrown]
  (0mm,0mm) rectangle (50mm,210mm) (130mm,0mm) rectangle (150mm,210mm);}

% Remark
\setbookcover{fgfirst}{above front}{\bfseries\color{blue}SAMPLE DUST JACKET}

% Text on the front cover
\setbookcover{fgfirst}{front}{
  \centering
  \vspace{60mm}
  \color{title}\sffamily\bfseries
  \resizebox*{50mm}{8mm}{\contour[120]{black}{Rose Taylor}}
  \par
  \vspace{20mm}
  \resizebox*{90mm}{40mm}{\parbox{35mm}{
    \centering
    \contour[120]{black}{PROBABILITY}\
    \contour[120]{black}{THEORY}\}}}

% Picture (cards.png) on the front, behind the title
\setbookcover{fgsecond}{front}{
  \vspace{70mm}
  \centering
  \includegraphics[width=8cm]{./figures/cards.png}}

% Text on the spine
\setbookcover{fgfirst}{spine}{
  \vfill
  \centering
  \rotatebox[origin=c]{90}{\contour[120]{black}{
    \color{title}\huge\sffamily\bfseries
    Rose Taylor -- Probability Theory}}
  \vfill}

% Text on the back cover
\setbookcover{fgfirst}{back}{
  \centering
  \vspace{20mm}
  \parbox{110mm}{\color{white}\lipsum[1]}}

% Text and picture (dice.png) on the front flap
\setbookcover{fgfirst}{front flap}{
  \centering
  \vspace{20mm}
  \parbox{40mm}{\color{white}\lipsum[2]}
  \vfill
  \includegraphics[width=30mm]{./figures/dice.png}
  \vspace{10mm}}

% Text on the back flap
\setbookcover{fgfirst}{back flap}{
  \centering
  \vspace{20mm}
  \parbox{40mm}{\color{white}\lipsum[2]}}


% Making the dust jacket
\makebookcover

\end{document}

```



## The output:



### 3.2 A two-sided book cover

The outside and the inside are edited in the same document.

```
\documentclass[markcolor=black,spinewidth=15mm,bgtikznodes]{bookcover}
\usepackage[utf8]{inputenc}
\usepackage[T1]{fontenc}
\usepackage[english]{babel}
\usepackage{url}
\definecolor{amiyellow}{cmk}{0,0,.5,0}
\begin{document}

%%%%%%%%%%
% The outside of the book cover
%%%%%%%%%%

% Yellow triangle on the back cover by tikz code
\setbookcover{bgtikz}{back}{
  \fill[color=amiyellow](.5,.5)--(17.5,24.5)--(17.5,0)--(.5,0)--cycle;}

% Yellow triangle on the front cover by tikz code
\setbookcover{bgtikz}{front}{
  \fill[color=amiyellow](0,0)--(0,24.5)--(17,.5)--(17,0)--cycle;}

% Yellow background color on the spine
\setbookcover{bgcolor}{spine}{color=amiyellow}

% Remark
\setbookcover{fgfirst}{above front}{
  \color{red}\textsc{Annales Mathematicae et Informaticae} book cover -- outside}

% Text on the spine
\setbookcover{fgfirst}{spine}{
  \vfill
  \centering
  \rotatebox[origin=c]{90}{
    \footnotesize\bfseries
    ANNALES MATHEMATICAE ET INFORMATICAЕ 43.\ (2014)}
  \vfill}
```

```

% Text and pictures (summa.pdf, ekflogo.pdf) on the front cover
\setbookcover{fgfirst}{front}{
  \vspace{30.5mm}
  \centering
  {\huge\bfseries ANNALES\ \ MATHEMATICAE ET\ \ INFORMATICA\ \ [13mm]}
  {\large\bfseries TOMUS 43.\ (2014)}\ \ [10mm]
  \includegraphics{./figures/summa.pdf}\ \ [5mm]
  {\large COMMISSIO REDACTORIUM}\ \ [3mm]
  \parbox{123mm}{
    \centering
    Sándor Bácsó (Debrecen), Sonja Gorjanc (Zagreb), Tibor Gyimóthy (Szeged),\ \
    Miklós Hoffmann (Eger), József Holovács (Eger), László Kovács (Miskolc),\ \
    László Kozma (Budapest), Kálmán Liptai (Eger), Florian Luca (Mexico),\ \
    Giuseppe Mastroianni (Potenza), Ferenc Mátyás (Eger),\ \
    Ákos Pintér (Debrecen), Miklós Rontó (Miskolc), László Szalay (Sopron),\ \
    János Sztrik (Debrecen), Gary Walsh (Ottawa)\par}
  \vfill
  \includegraphics[height=20mm]{./figures/ekflogo.pdf}
  \vfill
  {\large\bfseries HUNGARIA, EGER}
  \vfill}

% Making the outside book cover
\makebookcover

%%%%%%%%%%%%%%
% The inside of the book cover
%%%%%%%%%%%%%%

% Remark
\setbookcover{fgfirst}{above front}{
  \color{red}\textsc{Annales Mathematicae et Informaticae} book cover -- inside}


% Text on the front cover (it is back of the inside book cover!)
\setbookcover{fgfirst}{front}{
  \vspace{27mm}
  \begin{center}
    \bfseries
    ANNALES MATHEMATICAE ET INFORMATICA\ \ [3mm]
    International journal for mathematics and computer science\ \ [3mm]
    Referred by\ \
    Zentralblatt für Mathematik\ \
    and\ \
    Mathematical Reviews\ \
  \end{center}
  \bigskip
  \begin{center}
    \parbox{126mm}{
      The journal of the Institute of Mathematics and Informatics of
      Eszterházy Károly College is open for scientific publications
      in mathematics and computer science, where the field of number
      theory, group theory, constructive and computer aided geometry
      as well as theoretical and practical aspects of programming
      languages receive particular emphasis. Methodological papers
      are also welcome. Papers submitted to the journal should be
      written in English. Only new and unpublished material can be
      accepted.}
    \end{center}}

% Making the inside book cover
\makebookcover

\end{document}

```

## The output:



### 3.3 Drawing bar code by pst-barcode package

```
\documentclass{bookcover}
\usepackage{pst-barcode}
\begin{document}
  \setbookcover{fgfirst}{back}{
    \vfill
    \centering
    \begin{pspicture}(1in,1.5in)
      \psbarcode{1787-6117}{includetext height=1 width=1.5}{issn}
    \end{pspicture}
    \vspace{5mm}
  }
  \makebookcover
\end{document}
```

We can compile this file by `latex.exe` only. If you want to use another compiler, then choose the following way:

```
\documentclass{bookcover}

\usepackage{filecontents}
\begin{filecontents*}{bar.tex}
  \documentclass{article}
  \usepackage{pst-barcode}
  \pagestyle{empty}
  \begin{document}
    \begin{pspicture}(1in,1.5in)
      \psbarcode{1787-6117}{includetext height=1 width=1.5}{issn}
    \end{pspicture}
  \end{document}
\end{filecontents*}

\immediate\write18{
  latex bar.tex &&
  dvips bar.dvi &&
  ps2pdf bar.ps &&
  pdfcrop -hires bar.pdf barcode.pdf}

\begin{document}
  \setbookcover{fgfirst}{back}{
    \vfill
    \centering
    \includegraphics{barcode}
    \vspace{5mm}
  }
  \makebookcover
\end{document}
```

The command to compile this file is the following:

```
pdflatex -shell-escape filename
```

or

```
xelatex -shell-escape filename
```

or

```
lualatex -shell-escape filename
```

The following code works by `xelatex.exe` without option `-shell-escape`:


```
\documentclass{bookcover}
\usepackage{pst-barcode}
\begin{document}
```

```

\makeatletter\TP@absposfalse\makeatother
\newgeometry{left=0em,top=-1em}
\setbookcover{fgfirst}{back}{
  \vfill
  \centering
  \begin{pspicture}(1in,1.5in)
    \psbarcode{1787-6117}{includetext height=1 width=1.5}{issn}
  \end{pspicture}
  \vspace{5mm}
}
\makebookcover
\end{document}

```

The output:



## 4 Implementation

```

1 %%
2 %% OPTIONS
3 \RequirePackage{kvoptions}
4 \SetupKeyvalOptions{family=bookcover,prefix=bookcover@}
5 \DeclareVoidOption{10pt}{\PassOptionsToClass{10pt}{article}}
6 \DeclareVoidOption{11pt}{\PassOptionsToClass{11pt}{article}}
7 \DeclareVoidOption{12pt}{\PassOptionsToClass{12pt}{article}}
8 \DeclareVoidOption{grid}{\PassOptionsToPackage{grid}{eso-pic}}
9 \DeclareStringOption[170mm]{coverwidth}
10 \DeclareStringOption[240mm]{coverheight}
11 \DeclareStringOption[5mm]{spinewidth}
12 \DeclareStringOption[0mm]{flapwidth}
13 \DeclareStringOption[10mm]{marklength}
14 \DeclareStringOption[.4pt]{markthick}
15 \DeclareStringOption[5mm]{bleedwidth}
16 \DeclareStringOption[red]{markcolor}
17 \DeclareBoolOption[false]{trimmed}
18 \DeclareBoolOption[false]{bgtikznodes}
19 \DeclareBoolOption[false]{bgtikzclip}
20 \ProcessKeyvalOptions{bookcover}
21
22 %% LOADING CLASS AND PACKAGES
23 \LoadClass{article}

```

```

24 \RequirePackage{geometry,graphicx,calc,xcolor,ifthen,tikz,eso-pic}
25 \RequirePackage[absolute]{textpos}
26
27 %% PAGE STYLE IS EMPTY
28 \pagestyle{empty}
29
30 %% USER LENGTHS
31 \newlength{\coverwidth}
32 \newlength{\coverheight}
33 \newlength{\spinewidth}
34 \newlength{\flapwidth}
35 \newlength{\marklength}
36 \newlength{\markthick}
37 \newlength{\bleedwidth}
38
39 %% INTERNAL LENGTHS
40 \newlength{\bookcover@xpos@}
41 \newlength{\bookcover@ypos@}
42 \newlength{\bookcover@partwidth@}
43 \newlength{\bookcover@parheight@}
44 \newlength{\bookcover@bgtikz@trimmed@part@width@minus}
45 \newlength{\bookcover@bgtikz@trimmed@part@push@right}
46
47 %% USER LENGTHS SETTING
48 \setlength{\coverwidth}{\bookcover@coverwidth}
49 \setlength{\coverheight}{\bookcover@coverheight}
50 \setlength{\spinewidth}{\bookcover@spinewidth}
51 \setlength{\flapwidth}{\bookcover@flapwidth}
52 \setlength{\marklength}{\bookcover@marklength}
53 \setlength{\markthick}{\bookcover@markthick}
54 \setlength{\bleedwidth}{\bookcover@bleedwidth}
55 \setlength{\paperwidth}{2\marklength+2\bleedwidth+2\coverwidth+2\flapwidth+\spinewidth}
56 \setlength{\paperheight}{2\marklength+2\bleedwidth+\coverheight}
57 \setlength{\parindent}{0pt}
58
59 %% GRID
60 \ifESO@grid
61     \setlength{\markthick}{2pt}
62     \def\bookcover@markcolor{red}\fi
63
64 %% COMMANDS FOR INTERNAL LENGTHS SETTING
65 \def\bookcover@xpos#1{\setlength{\bookcover@xpos@}{#1}}
66 \def\bookcover@ypos#1{\setlength{\bookcover@ypos@}{#1}}
67 \def\bookcover@partwidth#1{\setlength{\bookcover@partwidth@}{#1}}
68 \def\bookcover@parheight#1{\setlength{\bookcover@parheight@}{#1}}
69 \def\bookcover@bgtikz@trimmed@part@param#1#2{%
70     \setlength{\bookcover@bgtikz@trimmed@part@width@minus}{#1}%
71     \setlength{\bookcover@bgtikz@trimmed@part@push@right}{#2}}
72
73 %% MACROS FOR OUTPUTS OF PARTS
74 %% bgcolor
75 \def\bookcover@bgcolor#1{
76     \begin{textblock*}{\bookcover@partwidth@}(\bookcover@xpos@,\bookcover@ypos@)
77         \tikz\expandafter\fill#1 (0,0) rectangle (\bookcover@partwidth@,\bookcover@parheight@);
78     \end{textblock*}}
79 %% bgpic
80 \def\bookcover@bgpic#1{
81     \begin{textblock*}{\bookcover@partwidth@}(\bookcover@xpos@,\bookcover@ypos@)
82         \includegraphics[width=\bookcover@partwidth@,height=\bookcover@parheight@]{#1}
83     \end{textblock*}}
84 %% bgtikz
85 \def\bookcover@bgtikz#1{
86     \begin{textblock*}{\bookcover@partwidth@}(\bookcover@xpos@,\bookcover@ypos@)

```

```

87     \ifbookcover@bgtikzclip\bookcover@bgtikznodestrue\fi
88     \ifbookcover@bgtikznodes
89         \begin{tikzpicture}[overlay,yshift=-\bookcover@partheight@]
90             \begin{scope}[transparent,line width=0pt]
91                 \pgfset{minimum width=\bookcover@partwidth@,minimum height=\bookcover@partheight@}
92                 \pgfnode{rectangle}{south west}{}{current part}{\pgfusepath{draw}}
93                 \pgfset{minimum width=\bookcover@partwidth@-\bookcover@bgtikz@trimmed@part@width@minus,
94                     minimum height=\bookcover@partheight@-2\bleedwidth}
95                 \pgftransformshift{\pgfpoint{\bookcover@bgtikz@trimmed@part@push@right}{\bleedwidth}}
96                 \pgfnode{rectangle}{south west}{}{current trimmed part}{\pgfusepath{draw}}
97             \end{scope}
98             \ifbookcover@bgtikzclip
99                 \clip (current part.south west) rectangle (current part.north east);\fi
100         \else\begin{tikzpicture}\fi
101         #1
102     \end{tikzpicture}
103 \end{textblock*}}
104 %% fg
105 \def\bookcover@fg#1{
106     \begin{textblock*}{\bookcover@partwidth@}{\bookcover@xpos@,\bookcover@ypos@}
107         \parbox[t]{\bookcover@partheight@}[t]{\bookcover@partwidth@}{#1}
108     \end{textblock*}}
109 %% remark
110 \def\bookcover@remark#1{
111     \begin{textblock*}{\bookcover@partwidth@}{\bookcover@xpos@,\bookcover@ypos@}
112         \parbox[t]{\bookcover@partheight@}[c]{\bookcover@partwidth@}
113             {\centering#1\par}
114     \end{textblock*}}
115
116 %% MACROS FOR MARKS
117 %% vertical mark
118 \def\bookcover@vmark{
119     \begin{textblock*}{\bookcover@partwidth@}{\bookcover@xpos@,\bookcover@ypos@}
120         {\color{\bookcover@markcolor}\rule[0pt]{\markthick}{\marklength}}
121     \end{textblock*}}
122 %% horizontal mark
123 \def\bookcover@hmark{
124     \begin{textblock*}{\bookcover@partwidth@}{\bookcover@xpos@,\bookcover@ypos@}
125         {\color{\bookcover@markcolor}\rule[0pt]{\marklength}{\markthick}}
126     \end{textblock*}}
127
128 %% MACRO FOR TRIMMING
129 \def\bookcover@trimming{
130     \begin{textblock*}{\paperwidth}{0mm,0mm}
131         \begin{tikzpicture}
132             \begin{scope}[color=white]
133                 \fill(0,0)--
134                     (\paperwidth,0)--
135                     (\paperwidth,\marklength+\bleedwidth)--
136                     (0,\marklength+\bleedwidth)--cycle;
137                 \fill(0,\paperheight)--
138                     (\paperwidth,\paperheight)--
139                     (\paperwidth,\paperheight-\marklength-\bleedwidth)--
140                     (0,\paperheight-\marklength-\bleedwidth)--cycle;
141                 \fill(0,0)--
142                     (\marklength+\bleedwidth,0)--
143                     (\marklength+\bleedwidth,\paperheight)--
144                     (0,\paperheight)--cycle;
145                 \fill(\paperwidth-\marklength-\bleedwidth,0)--
146                     (\paperwidth,0)--
147                     (\paperwidth,\paperheight)--
148                     (\paperwidth-\marklength-\bleedwidth,\paperheight)--cycle;
149             \end{scope}

```

```

150         \draw[color=\bookcover@markcolor,line width=\markthick]
151             (\marklength+\bleedwidth,\marklength+\bleedwidth)--
152             (\paperwidth-\marklength-\bleedwidth,\marklength+\bleedwidth)--
153             (\paperwidth-\marklength-\bleedwidth,\paperheight-\marklength-\bleedwidth)--
154             (\marklength+\bleedwidth,\paperheight-\marklength-\bleedwidth)--cycle;
155     \end{tikzpicture}
156 \end{textblock*}
157 \bookcover@ypos{\bleedwidth}
158 \bookcover@partwidth{\markthick}
159 \ifdim\flapwidth>0mm
160     \bookcover@xpos{\marklength+\bleedwidth+\flapwidth-.5\markthick}
161     \bookcover@vmark
162     \bookcover@xpos{\marklength+\bleedwidth+\flapwidth+2\coverwidth+\spinewidth-.5\markthick}
163     \bookcover@vmark\fi
164 \bookcover@xpos{\marklength+\bleedwidth+\flapwidth+\coverwidth-.5\markthick}
165 \bookcover@vmark
166 \bookcover@xpos{\marklength+\bleedwidth+\flapwidth+\coverwidth+\spinewidth-.5\markthick}
167 \bookcover@vmark
168 \bookcover@ypos{\paperheight-\marklength-\bleedwidth}
169 \bookcover@partwidth{\markthick}
170 \ifdim\flapwidth>0mm
171     \bookcover@xpos{\marklength+\bleedwidth+\flapwidth-.5\markthick}
172     \bookcover@vmark
173     \bookcover@xpos{\marklength+\bleedwidth+\flapwidth+2\coverwidth+\spinewidth-.5\markthick}
174     \bookcover@vmark\fi
175 \bookcover@xpos{\marklength+\bleedwidth+\flapwidth+\coverwidth-.5\markthick}
176 \bookcover@vmark
177 \bookcover@xpos{\marklength+\bleedwidth+\flapwidth+\coverwidth+\spinewidth-.5\markthick}
178 \bookcover@vmark}
179
180 %% RESET DATAS
181 \def\bookcover@reset{
182     \def\bookcover@bgcolor@whole{}
183     \def\bookcover@bgcolor@wholewf{}
184     \def\bookcover@bgcolor@back{}
185     \def\bookcover@bgcolor@front{}
186     \def\bookcover@bgcolor@backflap{}
187     \def\bookcover@bgcolor@frontflap{}
188     \def\bookcover@bgcolor@spine{}
189     \def\bookcover@bgpic@whole{}
190     \def\bookcover@bgpic@wholewf{}
191     \def\bookcover@bgpic@back{}
192     \def\bookcover@bgpic@front{}
193     \def\bookcover@bgpic@backflap{}
194     \def\bookcover@bgpic@frontflap{}
195     \def\bookcover@bgpic@spine{}
196     \def\bookcover@bgtikz@whole{}
197     \def\bookcover@bgtikz@wholewf{}
198     \def\bookcover@bgtikz@back{}
199     \def\bookcover@bgtikz@front{}
200     \def\bookcover@bgtikz@backflap{}
201     \def\bookcover@bgtikz@frontflap{}
202     \def\bookcover@bgtikz@spine{}
203     \def\bookcover@fgfirst@back{}
204     \def\bookcover@fgfirst@front{}
205     \def\bookcover@fgfirst@spine{}
206     \def\bookcover@fgfirst@backflap{}
207     \def\bookcover@fgfirst@frontflap{}
208     \def\bookcover@fgfirst@abovefront{}
209     \def\bookcover@fgfirst@belowfront{}
210     \def\bookcover@fgfirst@aboveback{}
211     \def\bookcover@fgfirst@belowback{}
212     \def\bookcover@fgsecond@back{}

```



```

213 \def\bookcover@fgsecond@front{}
214 \def\bookcover@fgsecond@spine{}
215 \def\bookcover@fgsecond@backflap{}
216 \def\bookcover@fgsecond@frontflap{}
217 \bookcover@reset
218
219 %% SETBOOKCOVER
220 \long\def\setbookcover#1#2#3{
221 \ifthenelse{\equal{#1}{bgcolor}}{
222 \ifthenelse{\equal{#2}{whole}}{\def\bookcover@bgcolor@whole{[#3]}}{}
223 \ifthenelse{\equal{#2}{whole without flaps}}{\def\bookcover@bgcolor@wholewf{[#3]}}{}
224 \ifthenelse{\equal{#2}{back}}{\def\bookcover@bgcolor@back{[#3]}}{}
225 \ifthenelse{\equal{#2}{front}}{\def\bookcover@bgcolor@front{[#3]}}{}
226 \ifthenelse{\equal{#2}{back flap}}{\def\bookcover@bgcolor@backflap{[#3]}}{}
227 \ifthenelse{\equal{#2}{front flap}}{\def\bookcover@bgcolor@frontflap{[#3]}}{}
228 \ifthenelse{\equal{#2}{spine}}{\def\bookcover@bgcolor@spine{[#3]}}{}{}
229 \ifthenelse{\equal{#1}{bgpic}}{
230 \ifthenelse{\equal{#2}{whole}}{\def\bookcover@bgpic@whole{#3}}{}
231 \ifthenelse{\equal{#2}{whole without flaps}}{\def\bookcover@bgpic@wholewf{#3}}{}
232 \ifthenelse{\equal{#2}{back}}{\def\bookcover@bgpic@back{#3}}{}
233 \ifthenelse{\equal{#2}{front}}{\def\bookcover@bgpic@front{#3}}{}
234 \ifthenelse{\equal{#2}{back flap}}{\def\bookcover@bgpic@backflap{#3}}{}
235 \ifthenelse{\equal{#2}{front flap}}{\def\bookcover@bgpic@frontflap{#3}}{}
236 \ifthenelse{\equal{#2}{spine}}{\def\bookcover@bgpic@spine{#3}}{}{}
237 \ifthenelse{\equal{#1}{bgtikz}}{
238 \ifthenelse{\equal{#2}{whole}}{\def\bookcover@bgtikz@whole{#3}}{}
239 \ifthenelse{\equal{#2}{whole without flaps}}{\def\bookcover@bgtikz@wholewf{#3}}{}
240 \ifthenelse{\equal{#2}{back}}{\def\bookcover@bgtikz@back{#3}}{}
241 \ifthenelse{\equal{#2}{front}}{\def\bookcover@bgtikz@front{#3}}{}
242 \ifthenelse{\equal{#2}{back flap}}{\def\bookcover@bgtikz@backflap{#3}}{}
243 \ifthenelse{\equal{#2}{front flap}}{\def\bookcover@bgtikz@frontflap{#3}}{}
244 \ifthenelse{\equal{#2}{spine}}{\def\bookcover@bgtikz@spine{#3}}{}{}
245 \ifthenelse{\equal{#1}{fgfirst}}{
246 \ifthenelse{\equal{#2}{back}}{\def\bookcover@fgfirst@back{#3}}{}
247 \ifthenelse{\equal{#2}{front}}{\def\bookcover@fgfirst@front{#3}}{}
248 \ifthenelse{\equal{#2}{spine}}{\def\bookcover@fgfirst@spine{#3}}{}
249 \ifthenelse{\equal{#2}{back flap}}{\def\bookcover@fgfirst@backflap{#3}}{}
250 \ifthenelse{\equal{#2}{front flap}}{\def\bookcover@fgfirst@frontflap{#3}}{}
251 \ifthenelse{\equal{#2}{remark}}{\def\bookcover@fgfirst@abovefront{#3}}{}% for version 1.0
252 \ifthenelse{\equal{#2}{above front}}{\def\bookcover@fgfirst@abovefront{#3}}{}
253 \ifthenelse{\equal{#2}{below front}}{\def\bookcover@fgfirst@belowfront{#3}}{}
254 \ifthenelse{\equal{#2}{above back}}{\def\bookcover@fgfirst@aboveback{#3}}{}
255 \ifthenelse{\equal{#2}{below back}}{\def\bookcover@fgfirst@belowback{#3}}{}{}
256 \ifthenelse{\equal{#1}{fgsecond}}{
257 \ifthenelse{\equal{#2}{back}}{\def\bookcover@fgsecond@back{#3}}{}
258 \ifthenelse{\equal{#2}{front}}{\def\bookcover@fgsecond@front{#3}}{}
259 \ifthenelse{\equal{#2}{spine}}{\def\bookcover@fgsecond@spine{#3}}{}
260 \ifthenelse{\equal{#2}{back flap}}{\def\bookcover@fgsecond@backflap{#3}}{}
261 \ifthenelse{\equal{#2}{front flap}}{\def\bookcover@fgsecond@frontflap{#3}}{}{}
262
263 %% MAKEBOOKCOVER
264 \def\makebookcover{
265 %% background parameters
266 \bookcover@ypos{\marklength}
267 \bookcover@partheight{\coverheight+2\bleedwidth}
268 %% {bgcolor}{whole}
269 \ifx\bookcover@bgcolor@whole\empty\else
270 \bookcover@xpos{\marklength}
271 \bookcover@partwidth{2\coverwidth+2\bleedwidth+2\flapwidth+\spinewidth}
272 \bookcover@bgcolor{\bookcover@bgcolor@whole}\fi
273 %% {bgcolor}{whole without flaps}
274 \ifx\bookcover@bgcolor@wholewf\empty\else
275 \ifdim\flapwidth>0mm

```

```

276         \bookcover@xpos{\marklength+\bleedwidth+\flapwidth}
277         \bookcover@partwidth{2\coverwidth+\spinewidth}
278     \else
279         \bookcover@xpos{\marklength}
280         \bookcover@partwidth{2\coverwidth+2\bleedwidth+\spinewidth}\fi
281         \bookcover@bgcolor{\bookcover@bgcolor@wholew}\fi
282 %% {bgcolor}{back flap}
283 \ifx\bookcover@bgcolor@backflap\@empty\else\ifdim\flapwidth>0mm
284     \bookcover@xpos{\marklength}
285     \bookcover@partwidth{\flapwidth+\bleedwidth}
286     \bookcover@bgcolor{\bookcover@bgcolor@backflap}\fi\fi
287 %% {bgcolor}{back}
288 \ifx\bookcover@bgcolor@back\@empty\else
289     \ifdim\flapwidth>0mm
290         \bookcover@xpos{\marklength+\bleedwidth+\flapwidth}
291         \bookcover@partwidth{\coverwidth}
292     \else
293         \bookcover@xpos{\marklength}
294         \bookcover@partwidth{\coverwidth+\bleedwidth}\fi
295     \bookcover@bgcolor{\bookcover@bgcolor@back}\fi
296 %% {bgcolor}{spine}
297 \ifx\bookcover@bgcolor@spine\@empty\else
298     \bookcover@xpos{\marklength+\bleedwidth+\flapwidth+\coverwidth}
299     \bookcover@partwidth{\spinewidth}
300     \bookcover@bgcolor{\bookcover@bgcolor@spine}\fi
301 %% {bgcolor}{front}
302 \ifx\bookcover@bgcolor@front\@empty\else
303     \ifdim\flapwidth>0mm
304         \bookcover@xpos{\marklength+\bleedwidth+\flapwidth+\coverwidth+\spinewidth}
305         \bookcover@partwidth{\coverwidth}
306     \else
307         \bookcover@xpos{\marklength+\bleedwidth+\coverwidth+\spinewidth}
308         \bookcover@partwidth{\coverwidth+\bleedwidth}\fi
309     \bookcover@bgcolor{\bookcover@bgcolor@front}\fi
310 %% {bgcolor}{front flap}
311 \ifx\bookcover@bgcolor@frontflap\@empty\else\ifdim\flapwidth>0mm
312     \bookcover@xpos{\marklength+\bleedwidth+\flapwidth+2\coverwidth+\spinewidth}
313     \bookcover@partwidth{\flapwidth+\bleedwidth}
314     \bookcover@bgcolor{\bookcover@bgcolor@frontflap}\fi\fi
315 %% {bgpic}{whole}
316 \ifx\bookcover@bgpic@whole\@empty\else
317     \bookcover@xpos{\marklength}
318     \bookcover@partwidth{2\coverwidth+2\bleedwidth+2\flapwidth+\spinewidth}
319     \bookcover@bgpic{\bookcover@bgpic@whole}\fi
320 %% {bgpic}{whole without flaps}
321 \ifx\bookcover@bgpic@wholew\@empty\else
322     \ifdim\flapwidth>0mm
323         \bookcover@xpos{\marklength+\bleedwidth+\flapwidth}
324         \bookcover@partwidth{2\coverwidth+\spinewidth}
325     \else
326         \bookcover@xpos{\marklength}
327         \bookcover@partwidth{2\coverwidth+2\bleedwidth+\spinewidth}\fi
328     \bookcover@bgpic{\bookcover@bgpic@wholew}\fi
329 %% {bgpic}{back flap}
330 \ifx\bookcover@bgpic@backflap\@empty\else\ifdim\flapwidth>0mm
331     \bookcover@xpos{\marklength}
332     \bookcover@partwidth{\flapwidth+\bleedwidth}
333     \bookcover@bgpic{\bookcover@bgpic@backflap}\fi\fi
334 %% {bgpic}{back}
335 \ifx\bookcover@bgpic@back\@empty\else
336     \ifdim\flapwidth>0mm
337         \bookcover@xpos{\marklength+\bleedwidth+\flapwidth}
338         \bookcover@partwidth{\coverwidth}

```

```

339 \else
340 \bookcover@xpos{\marklength}
341 \bookcover@partwidth{\coverwidth+\bleedwidth}\fi
342 \bookcover@bgpic{\bookcover@bgpic@back}\fi
343 %% {bgpic}{spine}
344 \ifx\bookcover@bgpic@spine\empty\else
345 \bookcover@xpos{\marklength+\bleedwidth+\flapwidth+\coverwidth}
346 \bookcover@partwidth{\spinewidth}
347 \bookcover@bgpic{\bookcover@bgpic@spine}\fi
348 %% {bgpic}{front}
349 \ifx\bookcover@bgpic@front\empty\else
350 \ifdim\flapwidth>0mm
351 \bookcover@xpos{\marklength+\bleedwidth+\flapwidth+\coverwidth+\spinewidth}
352 \bookcover@partwidth{\coverwidth}
353 \else
354 \bookcover@xpos{\marklength+\bleedwidth+\coverwidth+\spinewidth}
355 \bookcover@partwidth{\coverwidth+\bleedwidth}\fi
356 \bookcover@bgpic{\bookcover@bgpic@front}\fi
357 %% {bgpic}{front flap}
358 \ifx\bookcover@bgpic@frontflap\empty\else\ifdim\flapwidth>0mm
359 \bookcover@xpos{\marklength+\bleedwidth+\flapwidth+2\coverwidth+\spinewidth}
360 \bookcover@partwidth{\flapwidth+\bleedwidth}
361 \bookcover@bgpic{\bookcover@bgpic@frontflap}\fi\fi
362 %% {bgtikz}{whole}
363 \ifx\bookcover@bgtikz@whole\empty\else
364 \bookcover@xpos{\marklength}
365 \bookcover@partwidth{2\coverwidth+2\bleedwidth+2\flapwidth+\spinewidth}
366 \bookcover@bgtikz@trimmed@part@param{2\bleedwidth}{\bleedwidth}
367 \bookcover@bgtikz{\bookcover@bgtikz@whole}\fi
368 %% {bgtikz}{whole without flaps}
369 \ifx\bookcover@bgtikz@wholewf\empty\else
370 \ifdim\flapwidth>0mm
371 \bookcover@xpos{\marklength+\bleedwidth+\flapwidth}
372 \bookcover@partwidth{2\coverwidth+\spinewidth}
373 \bookcover@bgtikz@trimmed@part@param{0pt}{0pt}
374 \else
375 \bookcover@xpos{\marklength}
376 \bookcover@partwidth{2\coverwidth+2\bleedwidth+\spinewidth}
377 \bookcover@bgtikz@trimmed@part@param{2\bleedwidth}{\bleedwidth}\fi
378 \bookcover@bgtikz{\bookcover@bgtikz@wholewf}\fi
379 %% {bgtikz}{back flap}
380 \ifx\bookcover@bgtikz@backflap\empty\else\ifdim\flapwidth>0mm
381 \bookcover@xpos{\marklength}
382 \bookcover@partwidth{\flapwidth+\bleedwidth}
383 \bookcover@bgtikz@trimmed@part@param{\bleedwidth}{\bleedwidth}
384 \bookcover@bgtikz{\bookcover@bgtikz@backflap}\fi\fi
385 %% {bgtikz}{back}
386 \ifx\bookcover@bgtikz@back\empty\else
387 \ifdim\flapwidth>0mm
388 \bookcover@xpos{\marklength+\bleedwidth+\flapwidth}
389 \bookcover@partwidth{\coverwidth}
390 \bookcover@bgtikz@trimmed@part@param{0pt}{0pt}
391 \else
392 \bookcover@xpos{\marklength}
393 \bookcover@partwidth{\coverwidth+\bleedwidth}
394 \bookcover@bgtikz@trimmed@part@param{\bleedwidth}{\bleedwidth}\fi
395 \bookcover@bgtikz{\bookcover@bgtikz@back}\fi
396 %% {bgtikz}{spine}
397 \ifx\bookcover@bgtikz@spine\empty\else
398 \bookcover@xpos{\marklength+\bleedwidth+\flapwidth+\coverwidth}
399 \bookcover@partwidth{\spinewidth}
400 \bookcover@bgtikz@trimmed@part@param{0pt}{0pt}
401 \bookcover@bgtikz{\bookcover@bgtikz@spine}\fi

```

```

402 %% {bgtikz}{front}
403 \ifx\bookcover@bgtikz@front\@empty\else
404     \ifdim\flapwidth>0mm
405         \bookcover@xpos{\marklength+\bleedwidth+\flapwidth+\coverwidth+\spinewidth}
406         \bookcover@partwidth{\coverwidth}
407         \bookcover@bgtikz@trimmed@part@param{0pt}{0pt}
408     \else
409         \bookcover@xpos{\marklength+\bleedwidth+\coverwidth+\spinewidth}
410         \bookcover@partwidth{\coverwidth+\bleedwidth}
411         \bookcover@bgtikz@trimmed@part@param{\bleedwidth}{0pt}\fi
412     \bookcover@bgtikz{\bookcover@bgtikz@front}\fi
413 %% {bgtikz}{front flap}
414 \ifx\bookcover@bgtikz@frontflap\@empty\else\ifdim\flapwidth>0mm
415     \bookcover@xpos{\marklength+\bleedwidth+\flapwidth+2\coverwidth+\spinewidth}
416     \bookcover@partwidth{\flapwidth+\bleedwidth}
417     \bookcover@bgtikz@trimmed@part@param{\bleedwidth}{0pt}
418     \bookcover@bgtikz{\bookcover@bgtikz@frontflap}\fi\fi
419 %% foreground parameters
420 \bookcover@ypos{\marklength+\bleedwidth}
421 \bookcover@parheight{\coverheight}
422 %% {fgsecond}{back flap}
423 \ifx\bookcover@fgsecond@backflap\@empty\else\ifdim\flapwidth>0mm
424     \bookcover@xpos{\marklength+\bleedwidth}
425     \bookcover@partwidth{\flapwidth}
426     \bookcover@fg{\bookcover@fgsecond@backflap}\fi\fi
427 %% {fgsecond}{back}
428 \ifx\bookcover@fgsecond@back\@empty\else
429     \bookcover@xpos{\marklength+\bleedwidth+\flapwidth}
430     \bookcover@partwidth{\coverwidth}
431     \bookcover@fg{\bookcover@fgsecond@back}\fi
432 %% {fgsecond}{spine}
433 \ifx\bookcover@fgsecond@spine\@empty\else
434     \bookcover@xpos{\marklength+\bleedwidth+\flapwidth+\coverwidth}
435     \bookcover@partwidth{\spinewidth}
436     \bookcover@fg{\bookcover@fgsecond@spine}\fi
437 %% {fgsecond}{front}
438 \ifx\bookcover@fgsecond@front\@empty\else
439     \bookcover@xpos{\marklength+\bleedwidth+\flapwidth+\coverwidth+\spinewidth}
440     \bookcover@partwidth{\coverwidth}
441     \bookcover@fg{\bookcover@fgsecond@front}\fi
442 %% {fgsecond}{front flap}
443 \ifx\bookcover@fgsecond@frontflap\@empty\else\ifdim\flapwidth>0mm
444     \bookcover@xpos{\marklength+\bleedwidth+\flapwidth+2\coverwidth+\spinewidth}
445     \bookcover@partwidth{\flapwidth}
446     \bookcover@fg{\bookcover@fgsecond@frontflap}\fi\fi
447 %% {fgfirst}{back flap}
448 \ifx\bookcover@fgfirst@backflap\@empty\else\ifdim\flapwidth>0mm
449     \bookcover@xpos{\marklength+\bleedwidth}
450     \bookcover@partwidth{\flapwidth}
451     \bookcover@fg{\bookcover@fgfirst@backflap}\fi\fi
452 %% {fgfirst}{back}
453 \ifx\bookcover@fgfirst@back\@empty\else
454     \bookcover@xpos{\marklength+\bleedwidth+\flapwidth}
455     \bookcover@partwidth{\coverwidth}
456     \bookcover@fg{\bookcover@fgfirst@back}\fi
457 %% {fgfirst}{spine}
458 \ifx\bookcover@fgfirst@spine\@empty\else
459     \bookcover@xpos{\marklength+\bleedwidth+\flapwidth+\coverwidth}
460     \bookcover@partwidth{\spinewidth}
461     \bookcover@fg{\bookcover@fgfirst@spine}\fi
462 %% {fgfirst}{front}
463 \ifx\bookcover@fgfirst@front\@empty\else
464     \bookcover@xpos{\marklength+\bleedwidth+\flapwidth+\coverwidth+\spinewidth}

```

```

465 \bookcover@partwidth{\coverwidth}
466 \bookcover@fg{\bookcover@fgfirst@front}\fi
467 %% {fgfirst}{front flap}
468 \ifx\bookcover@fgfirst@frontflap\empty\else\ifdim\flapwidth>0mm
469 \bookcover@xpos{\marklength+\bleedwidth+\flapwidth+2\coverwidth+\spinewidth}
470 \bookcover@partwidth{\flapwidth}
471 \bookcover@fg{\bookcover@fgfirst@frontflap}\fi\fi
472 %% {fgfirst}{above front} = {fgfirst}{remark} in version 1.0
473 \ifx\bookcover@fgfirst@abovefront\empty\else\ifdim\marklength>0mm
474 \bookcover@xpos{\marklength+\bleedwidth+\flapwidth+\coverwidth+\spinewidth}
475 \bookcover@ypos{0mm}
476 \bookcover@partwidth{\coverwidth}
477 \bookcover@partheight{\marklength}
478 \bookcover@remark{\bookcover@fgfirst@abovefront}\fi\fi
479 %% {fgfirst}{below front}
480 \ifx\bookcover@fgfirst@belowfront\empty\else\ifdim\marklength>0mm
481 \bookcover@xpos{\marklength+\bleedwidth+\flapwidth+\coverwidth+\spinewidth}
482 \bookcover@ypos{\marklength+2\bleedwidth+\coverheight}
483 \bookcover@partwidth{\coverwidth}
484 \bookcover@partheight{\marklength}
485 \bookcover@remark{\bookcover@fgfirst@belowfront}\fi\fi
486 %% {fgfirst}{above back}
487 \ifx\bookcover@fgfirst@aboveback\empty\else\ifdim\marklength>0mm
488 \bookcover@xpos{\marklength+\bleedwidth+\flapwidth}
489 \bookcover@ypos{0mm}
490 \bookcover@partwidth{\coverwidth}
491 \bookcover@partheight{\marklength}
492 \bookcover@remark{\bookcover@fgfirst@aboveback}\fi\fi
493 %% {fgfirst}{below back}
494 \ifx\bookcover@fgfirst@belowback\empty\else\ifdim\marklength>0mm
495 \bookcover@xpos{\marklength+\bleedwidth+\flapwidth}
496 \bookcover@ypos{\marklength+2\bleedwidth+\coverheight}
497 \bookcover@partwidth{\coverwidth}
498 \bookcover@partheight{\marklength}
499 \bookcover@remark{\bookcover@fgfirst@belowback}\fi\fi
500 %% mark top parameters
501 \bookcover@ypos{0mm}
502 \bookcover@partwidth{\markthick}
503 %% mark top 1
504 \bookcover@xpos{\marklength+\bleedwidth-.5\markthick}
505 \bookcover@vmark
506 %% mark top 2
507 \ifdim\flapwidth>0mm
508 \bookcover@xpos{\marklength+\bleedwidth+\flapwidth-.5\markthick}
509 \bookcover@vmark\fi
510 %% mark top 3
511 \bookcover@xpos{\marklength+\bleedwidth+\flapwidth+\coverwidth-.5\markthick}
512 \bookcover@vmark
513 %% mark top 4
514 \bookcover@xpos{\marklength+\bleedwidth+\flapwidth+\coverwidth+\spinewidth-.5\markthick}
515 \bookcover@vmark
516 %% mark top 5
517 \ifdim\flapwidth>0mm
518 \bookcover@xpos{\marklength+\bleedwidth+\flapwidth+2\coverwidth+\spinewidth-.5\markthick}
519 \bookcover@vmark\fi
520 %% mark top 6
521 \bookcover@xpos{\marklength+\bleedwidth+2\flapwidth+2\coverwidth+\spinewidth-.5\markthick}
522 \bookcover@vmark
523 %% mark bottom parameters
524 \bookcover@ypos{\paperheight-\marklength}
525 \bookcover@partwidth{\markthick}
526 %% mark bottom 1
527 \bookcover@xpos{\marklength+\bleedwidth-.5\markthick}

```

```

528 \bookcover@vmark
529 %% mark bottom 2
530 \ifdim\flapwidth>0mm
531     \bookcover@xpos{\marklength+\bleedwidth+\flapwidth-.5\markthick}
532     \bookcover@vmark\fi
533 %% mark bottom 3
534 \bookcover@xpos{\marklength+\bleedwidth+\flapwidth+\coverwidth-.5\markthick}
535 \bookcover@vmark
536 %% mark bottom 4
537 \bookcover@xpos{\marklength+\bleedwidth+\flapwidth+\coverwidth+\spinewidth-.5\markthick}
538 \bookcover@vmark
539 %% mark bottom 5
540 \ifdim\flapwidth>0mm
541     \bookcover@xpos{\marklength+\bleedwidth+\flapwidth+2\coverwidth+\spinewidth-.5\markthick}
542     \bookcover@vmark\fi
543 %% mark bottom 6
544 \bookcover@xpos{\marklength+\bleedwidth+2\flapwidth+2\coverwidth+\spinewidth-.5\markthick}
545 \bookcover@vmark
546 %% mark left parameters
547 \bookcover@xpos{0mm}
548 \bookcover@partwidth{\marklength}
549 %% mark left 1
550 \bookcover@ypos{\marklength+\bleedwidth-.5\markthick}
551 \bookcover@hmark
552 %% mark left 2
553 \bookcover@ypos{\marklength+\bleedwidth+\coverheight-.5\markthick}
554 \bookcover@hmark
555 %% mark right parameters
556 \bookcover@xpos{\paperwidth-\marklength}
557 \bookcover@partwidth{\marklength}
558 %% mark right 1
559 \bookcover@ypos{\marklength+\bleedwidth-.5\markthick}
560 \bookcover@hmark
561 %% mark right 2
562 \bookcover@ypos{\marklength+\bleedwidth+\coverheight-.5\markthick}
563 \bookcover@hmark
564 %% trimming
565 \ifbookcover@trimmed
566     \bookcover@trimming\fi
567 %% new book cover
568 \mbox{}
569 \newpage
570 \bookcover@reset}

```